


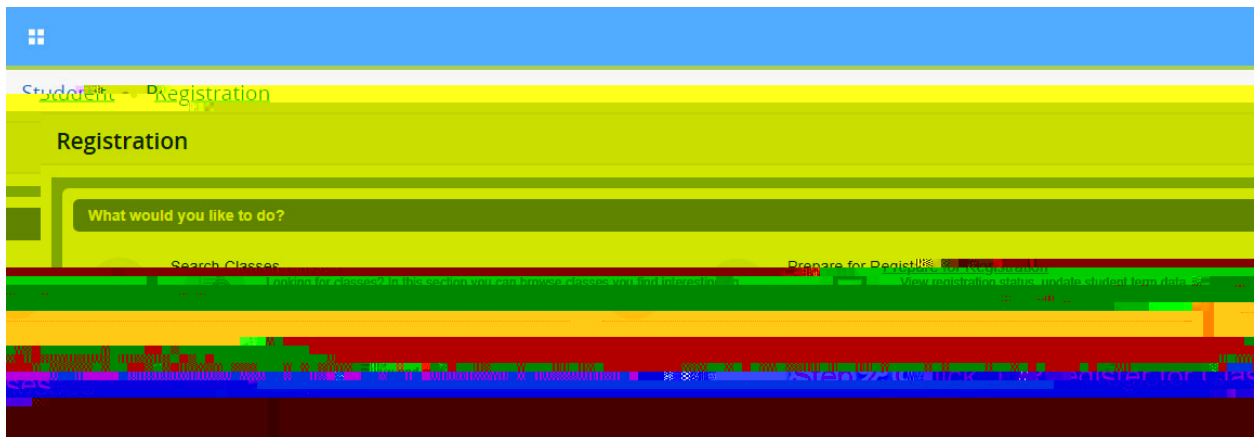
Log in to Mycoast <https://mycoast.cccd.edu/>

Then Click on “Registration” on the Left side of the screen

Then Click on “Quick Add or Drop Classes”




Click on “Register for Classes”




Click on the **dropdown Arrow** and click the Current Semester "**Spring 2023**"

Then Click on "Continue"



Enter in the 5 Digit CRN code **43220**

Then Click "**Add to Summary**"



Click on the “**Submit**” button located at the very bottom right hand corner of the screen.

